

2803/204  
PATTERN CONSTRUCTION II AND  
GRADING TECHNIQUES I PRACTICAL  
Oct./Nov. 2021  
Time: 4 hours



THE KENYA NATIONAL EXAMINATIONS COUNCIL

DIPLOMA IN FASHION DESIGN AND CLOTHING TECHNOLOGY

MODULE II

PATTERN CONSTRUCTION II AND GRADING TECHNIQUES I PRACTICAL

4 hours

**INSTRUCTIONS TO CANDIDATES**

- You should have the following items for this examination:*
  - $\frac{1}{4}$  scale ruler/square;
  - pencil (H) and eraser;
  - 30 cm ruler;
  - French curves;
  - sheets of white photocopying paper (size A4);
  - a pair of paper scissors;
  - glue/sellotape;
  - paper pins;
  - tracing wheel;
  - tracing paper;
  - calculator.
- All stages of pattern development must be clearly shown.*
- All measurements used at all grading points must be indicated.*

**This paper consists of 4 printed pages.**

**Candidates should check the question paper to ascertain that all the pages are printed as indicated and that no questions are missing.**

## TASKS

1. Using the measurements provided, draft the gents' classic shirt block. (50 marks)

### Measurements


Neck size	40 cm
Chest	100 cm
Scye depth	24.4 cm
Half back	20 cm
Shirt length	80 cm

2. Trace out the skirt blocks provided and develop final patterns for the culottes style sketched below. (73 marks)

Waistband depth	= 4 cm
Waist measurement	= 68 cm
Pleat depth	= 3 cm
Bodyrise	= 28 cm
Hip	= 94 cm

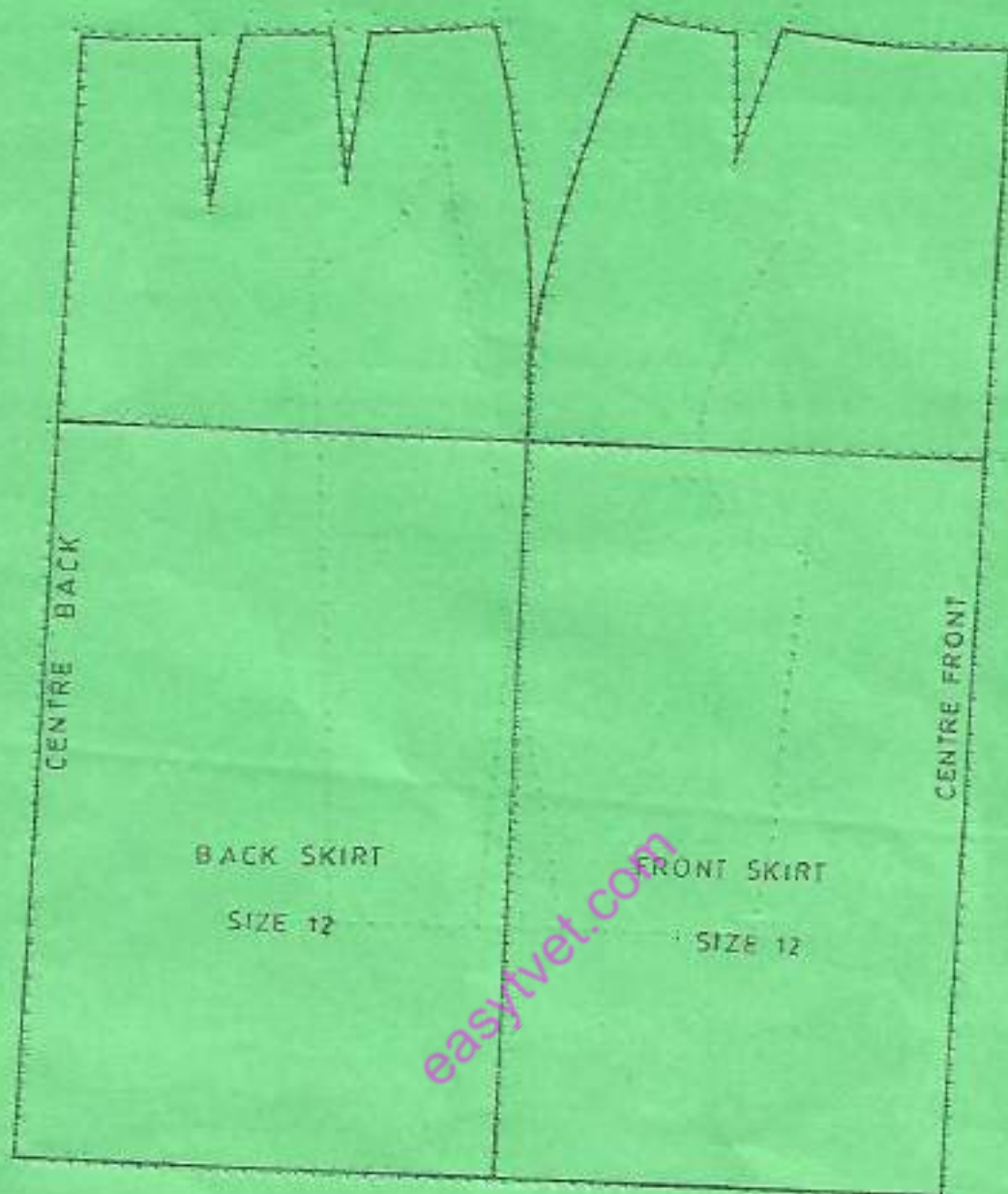


FRONT VIEW



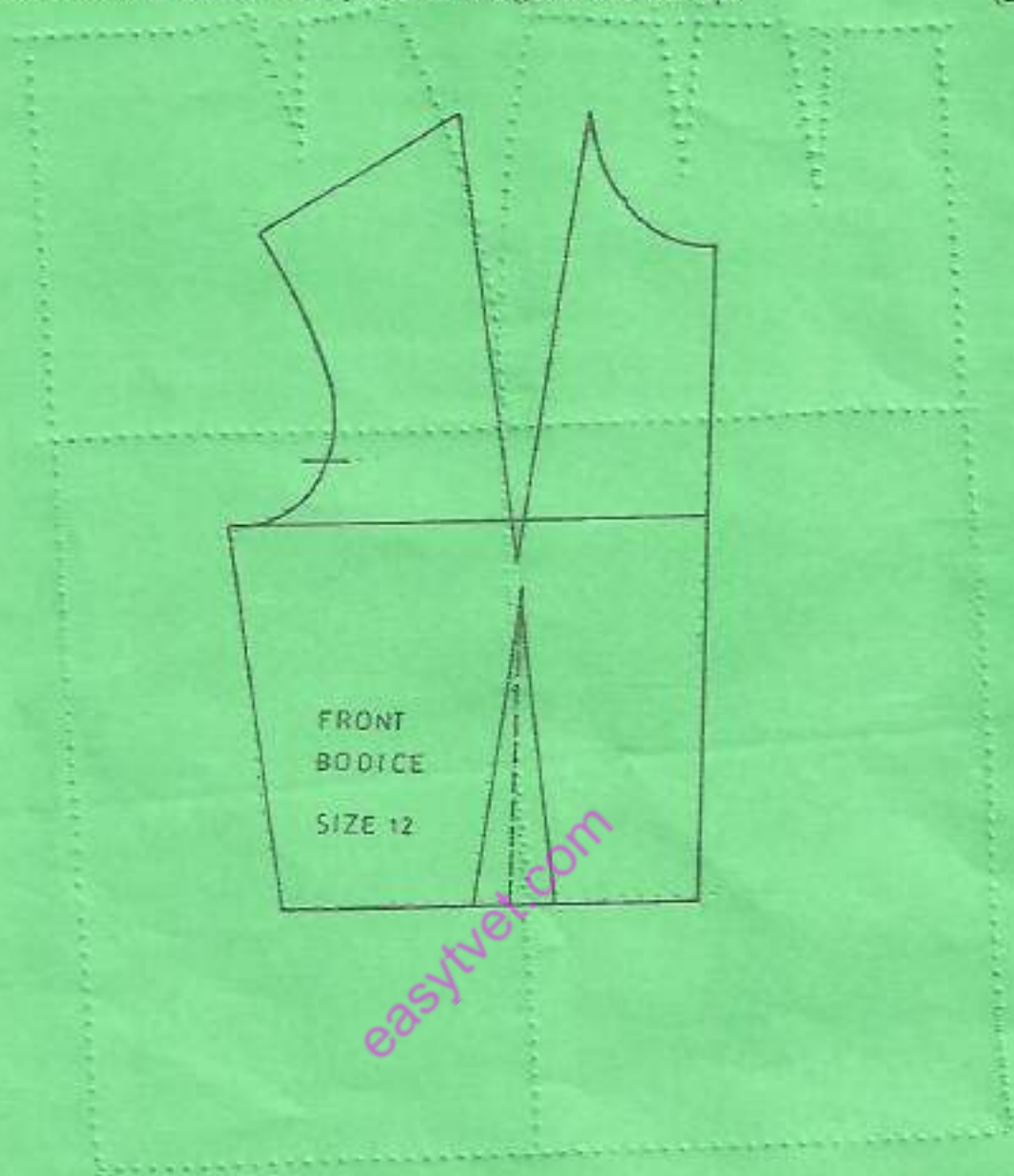
BACK VIEW





3. Trace out the front bodice block provided and grade one size up.

(22 marks)



**THIS IS THE LAST PRINTED PAGE.**